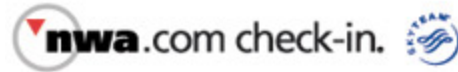


[Segment] Sec. Nr: [1] 11 [2] -

**Boarding Pass**Name: **FLATT/MATTHEW** Confirmation #: **3AEWPE** E-Ticket #: **0062312077078**

Date	Flight	From	To	Time	Cabin	Seat	Gate
1 25Aug	NW 2013	Boston	Memphis	Board: 10:10 AM Depart: 10:40 AM Arrive: 12:55 PM	Coach	12-B	Verify
	<i>Operated by Northwest Airlines</i>						
	<i>Departs from Terminal A</i>						
2 25Aug	DL 4715	Memphis	Salt Lake City	Board: Depart: 1:40 PM Arrive: 4:05 PM	Coach	See Agent	Verify
	<i>Operated by Skywest/DL Connection</i>						

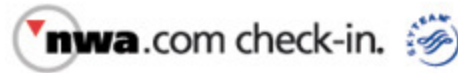
Frequent flyer #: DL . . . 827

Requests:

Note: **Gates may change - check monitors**

- Checking luggage? Use the airport Self-service Check-in Kiosks and select the "nwa.com Luggage Check" option, or curbside check-in (where available).
- The recommended arrival time at the airport prior to departure is [75 minutes for travel within the U.S. and 2 hours for travel outside the U.S.](#) Please be on board the aircraft at least 15 minutes prior to departure for flights within the U.S. and at least 30 minutes prior to departure for flights outside of the U.S.
- Customers traveling outside of the U.S. are required to insert a passport at an airport kiosk or present it to an agent.

[Segment] Sec. Nr: [1] 12 [2] -



Boarding Pass

Name: **RAFKIND/JON** Confirmation #: **3AEWPE** E-Ticket #: **0062312077079**

Date	Flight	From	To	Time	Cabin	Seat	Gate
1 25Aug	NW 2013	Boston	Memphis	Board: 10:10 AM Depart: 10:40 AM Arrive: 12:55 PM	Coach	12-C	Verify
				<i>Operated by Northwest Airlines</i>			
				<i>Departs from Terminal A</i>			
2 25Aug	DL 4715	Memphis	Salt Lake City	Board: Depart: 1:40 PM Arrive: 4:05 PM	Coach	See Agent	Verify
				<i>Operated by Skywest/DL Connection</i>			

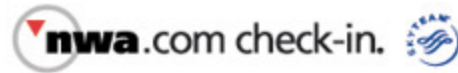
Frequent flyer #: DL . . . 687

Requests:

Note: **Gates may change - check monitors**

- Checking luggage? Use the airport Self-service Check-in Kiosks and select the "nwa.com Luggage Check" option, or curbside check-in (where available).
- The recommended arrival time at the airport prior to departure is [75 minutes for travel within the U.S. and 2 hours for travel outside the U.S.](#) Please be on board the aircraft at least 15 minutes prior to departure for flights within the U.S. and at least 30 minutes prior to departure for flights outside of the U.S.
- Customers traveling outside of the U.S. are required to insert a passport at an airport kiosk or present it to an agent.

[Segment] Sec. Nr: [1] 13 [2] -



Boarding Pass

Name: **TEW/KEVIN** Confirmation #: **3AEWPE** E-Ticket #: **0062312077080**

Date	Flight	From	To	Time	Cabin	Seat	Gate
1 25Aug	NW 2013	Boston	Memphis	Board: 10:10 AM Depart: 10:40 AM Arrive: 12:55 PM	Coach	11-C	Verify
				<i>Operated by Northwest Airlines</i>			
				<i>Departs from Terminal A</i>			
2 25Aug	DL 4715	Memphis	Salt Lake City	Board: Depart: 1:40 PM Arrive: 4:05 PM	Coach	See Agent	Verify
				<i>Operated by Skywest/DL Connection</i>			

Frequent flyer #: DL . . . 327

Requests:

Note: **Gates may change - check monitors**

- Checking luggage? Use the airport Self-service Check-in Kiosks and select the "nwa.com Luggage Check" option, or curbside check-in (where available).
- The recommended arrival time at the airport prior to departure is [75 minutes for travel within the U.S. and 2 hours for travel outside the U.S.](#) Please be on board the aircraft at least 15 minutes prior to departure for flights within the U.S. and at least 30 minutes prior to departure for flights outside of the U.S.
- Customers traveling outside of the U.S. are required to insert a passport at an airport kiosk or present it to an agent.